

SUP

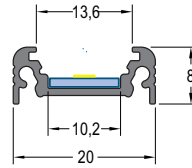
Aluminium profile for LED strips

Perfil de aluminio para tiras LED

SUP



| | |
|---|------------------------------|
| For LED strips up to <i>Para tiras LED hasta</i> | 10 mm |
| Installation <i>Instalación</i> | Surface <i>Superficie</i> |



Blue rectangle shows the space for the LED strip
El rectángulo azul muestra el espacio para la tira de LED



- Anodized
Anodizado
- *Black Anodized
Negro Anodizado
- *Painted White
White Painted
- *On request*
Bajo pedido

| Profile / Perfil | | | Covers / Difusores | | | | | |
|------------------------------|--|--|---------------------|------------------------------------|------------------------------------|---------------------|------------------------------------|-------------------------------|
| | | | | | | | | |
| Anodized <i>Anodizado</i> | Black anodized <i>Negro Anodizado</i> | White Painted <i>Pintado Blanco</i> | Opal <i>Opal</i> | Frosted <i>Semitransparente</i> | Transparent <i>Transparente</i> | Opal <i>Opal</i> | Transparent <i>Transparente</i> | 60° Lens <i>Lentes 60°</i> |
| | | | | | | | | |
| Ref. No. | Ref. No. | Ref. No. | Ref. No. | Ref. No. | Ref. No. | Ref. No. | Ref. No. | Ref. No. |
| eDEC SU-20-A | eDEC SU-20-B | eDEC SU-20-W | eDEC DI-135-20-OP | eDEC DI-135-20-FR | eDEC DI-135-20-TR | eDEC DI-135C-20-OP | eDEC DI-135C-20-TR | eDEC DI-135L-20-TR |
| 9955222 | 9955223 | 9955224 | 9955232 | 9955234 | 9955236 | 9955238 | 9955240 | 9955242 |

- ~ SUP: Standard aluminium profile with 20 mm section for surface installation.
- ~ Fixing:
 - ~ With installation profile FIJ (see page 171).
 - ~ Direct (screwed or stuck).
 - ~ With optional accessories (see table below).
- ~ Standard length: 2000 mm. For other lengths we can make custom size.
- ~ eDEC DI-135-20: Lateral insertion.
- ~ eDEC DI-135C-20: Frontal "Clic" insertion.
- ~ eDEC DI-135L-20: 60° Lens Frontal "Clic" insertion.

- ~ SUP: Perfil de aluminio estandar con sección de 20 mm para instalar en superficie.
- ~ Fijación:
 - ~ Con perfil de instalación FIJ (ver página 171).
 - ~ Directa (atornillado o pegado).
 - ~ Con accesorios opcionales (ver tabla inferior).
- ~ Longitud estándar: 2000 mm. Para otras longitudes se pueden realizar cortes a medida.
- ~ eDEC DI-135-20: Inserción lateral.
- ~ eDEC DI-135C-20: Inserción frontal "Clic".
- ~ eDEC DI-135L-20: Inserción frontal "Clic" con lente 60°.

Packaging and weight p. 191 and www.elt.es/productos/packaging_EL_T.pdf

Embalaje y peso pág. 191 y www.elt.es/productos/embalaje_EL_T.pdf

Accesorios / Accesorios

| | Model <i>Modelo</i> | Ref. No. | Units <i>Uds.</i> | Remarks <i>Observaciones</i> | | Model <i>Modelo</i> | Ref. No. | Units <i>Uds.</i> | Remarks <i>Observaciones</i> |
|---|------------------------|-----------------------------|----------------------|--|--|------------------------|----------|----------------------|--|
| Endings <i>Tapas</i> | eDEC TA-SU-G | 9955227 (Grey / Gris) | 2 | Without hole / <i>Sin agujero</i> Ending thickness increases the length of the profile <i>El espesor de la tapa final aumenta la longitud del perfil</i> | Fixed mounting plates <i>Placas de montaje fijas</i> | eDEC PM-135-FI | 9955244 | 2 | Clic-mounting for surface or recessed installation. Screws including. Recommended 2-4 pcs/m. <i>Fijación mediante clic en instalación en superficie o empotrada. Tornillos incluidos. Recomendado 2-4 uds/m.</i> |
| | eDEC TA-SU-B | 9955228 (Black / Negro) | | | | | | | |
| | eDEC TA-SU-W | 9955229 (White / Blanco) | | | | | | | |
| | eDEC TA-SU-S | 9955230 (Silver / Plata) | | | | | | | |
| Soporte <i>Holder</i> | eDEC SO-SU | 9955248 | 2 | To install perpendicular between two surfaces. Chrome finish. <i>Permite la instalación del perfil perpendicular entre dos superficies. Acabado cromado.</i> | Union plates <i>Placas de unión</i> | eDEC PU-135 | 9955246 | 1 | Clic-mounting for surface or recessed installation. Screws including. Strengthen with eDEC PM-135-FL or eDEC PM-135-FI. <i>Placa para montar y unir dos perfiles. Fijación mediante clic en instalación en superficie o empotrada. Tornillos incluidos. Reforzar con eDEC PM-135-FL o eDEC PM-135-FI.</i> |
| Flexible mounting plates <i>Placas de montaje flexible</i> | eDEC PM-135-FL | 9955245 | 2 | Clic-mounting for surface or recessed installation. Easy uninstal. Screws including. Recommended 2-4 pcs/m. <i>Fijación mediante clic en instalación en superficie o empotrada. Fácil desinstalación. Tornillos incluidos. Recomendado 2-4 uds/m.</i> | Mounting plate with springs <i>Placa de montaje con muelles</i> | eDEC PM-135-M | 9955247 | 1 | Mounting plate with springs <i>Placa de montaje con muelles</i> |



SUP IP

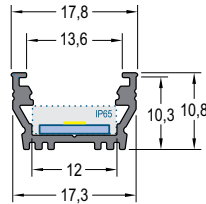
Aluminium profile for LED strips

Perfil de aluminio para tiras LED

SUP IP





















| | |
|---|------------------------------|
| For LED strips up to <i>Para tiras LED hasta</i> | 12 mm |
| Installation <i>Instalación</i> | Surface <i>Superficie</i> |
| Compatible with IP65 eLED VECTRA strips <i>Compatible con tiras eLED VECTRA IP65</i> | |



Blue rectangle shows the space for the LED strip
El rectángulo azul muestra el espacio para la tira de LED



-  Anodized
Anodizado
-  *Black Anodized
Negro Anodizado
-  *Painted Blanco
White Painted
- *On request*
Bajo pedido

| Profile / Perfil | | | Covers / Difusores | | | | | |
|---|---|---|---|---|---|---|---|---|
|  |  |  |  |  |  |  |  |  |
| Anodized <i>Anodizado</i> | Black anodized <i>Negro Anodizado</i> | White Painted <i>Pintado Blanco</i> | Opal <i>Opal</i> | Frosted <i>Semitransparente</i> | Transparent <i>Transparente</i> | Opal <i>Opal</i> | Frosted <i>Semitransparente</i> | 60° Lens <i>Lentes 60°</i> |
|  |  |  |  |  |  |  |  |  |
| Ref. No. | Ref. No. | Ref. No. | Ref. No. | Ref. No. | Ref. No. | Ref. No. | Ref. No. | Ref. No. |
| eDEC SI-20-A 9955295 | eDEC SI-20-B 9955296 | eDEC SI-20-W 9955297 | eDEC DI-135-20-OP 9955232 | eDEC DI-135-20-FR 9955234 | eDEC DI-135-20-TR 9955236 | eDEC DI-135C-20-OP 9955238 | eDEC DI-135C-20-TR 9955240 | eDEC DI-135L-20-TR 9955242 |



- ~ SUP IP: Aluminium profile which allows inserting 12 mm LED strips including IP65 eLED Vectra strips.
- ~ Fixing:
 - ~ Direct (screwed or stuck).
 - ~ With optional accessories (see table below).
- ~ Standard length: 2000 mm. For other lengths we can make custom size.
- ~ eDEC DI-135-20: Lateral insertion.
- ~ eDEC DI-135C-20: Frontal "Clic" insertion.
- ~ eDEC DI-135L-20: 60° Lens Frontal "Clic" insertion.

Packaging and weight p. 191 and www.elt.es/productos/packaging_EL.T.pdf

- ~ SUP IP: Perfil de aluminio que permite la inserción de tiras LED hasta 12 mm incluyendo las tiras eLED Vectra IP65.
- ~ Fijación:
 - ~ Directa (atornillado o pegado).
 - ~ Con accesorios opcionales (ver tabla inferior).
- ~ Longitud estándar: 2000 mm. Para otras longitudes se pueden realizar cortes a medida.
- ~ eDEC DI-135-20: Inserción lateral.
- ~ eDEC DI-135C-20: Inserción frontal "Clic".
- ~ eDEC DI-135L-20: Inserción frontal "Clic" con lente 60°.

Embalaje y peso pág. 191 y www.elt.es/productos/embalaje_EL.T.pdf

Accessories / Accesorios

| | Model <i>Modelo</i> | Ref. No. | Units <i>Uds.</i> | Remarks <i>Observaciones</i> | | Model <i>Modelo</i> | Ref. No. | Units <i>Uds.</i> | Remarks <i>Observaciones</i> |
|---|------------------------|-----------------------------|----------------------|---|---|------------------------|----------|----------------------|--|
|  | eDEC TA-SI-G | 9955300 (Grey / Gris) | 2 | Without hole / Sin agujero |  | eDEC PM-135-FL | 9955245 | 2 | Clic-mounting for surface or recessed installation. Easy uninstal. Screws including. Recommended 2-4 pcs/m. <i>Fijación mediante clic en instalación en superficie o empotrada. Fácil desinstalación. Tornillos incluidos. Recomendado 2-4 uds/m.</i> |
| | eDEC TA-SI-B | 9955301 (Black / Negro) | | Ending thickness increases the length of the profile <i>El espesor de la tapa final aumenta la longitud del perfil</i> | | | | | |
| | eDEC TA-SI-W | 9955302 (White / Blanco) | | | | | | | |
| | eDEC TA-SI-S | 9955303 (Silver / Plata) | | | | | | | |



SUP STEP

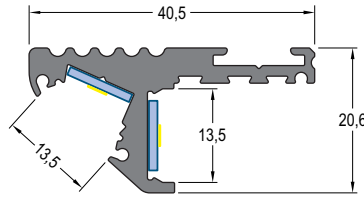
Aluminium profile for LED strips

Perfil de aluminio para tiras LED


SUP STEP



| | |
|---|---------------------------|
| For LED strips up to <i>Para tiras LED hasta</i> | 10 mm |
| Installation <i>Instalación</i> | Steps <i>Escaleras</i> |



Blue rectangle shows the space for the LED strip
El rectángulo azul muestra el espacio para la tira de LED



□ Anodized
Anodizado

■ *Black Anodized
Negro Anodizado

*On request
Bajo pedido

| Profile / Perfil | | Covers / Difusores | | Cover* / Cubierta | |
|------------------------------|--|-------------------------------|------------------------------------|------------------------------|--|
| | | | | | |
| Anodized <i>Anodizado</i> | Black anodized <i>Negro Anodizado</i> | Opal <i>Opal</i> | Transparent <i>Transparente</i> | Anodized <i>Anodizado</i> | Black anodized <i>Negro Anodizado</i> |
| | | | | | |
| Ref. No. | Ref. No. | Ref. No. | Ref. No. | Ref. No. | Ref. No. |
| eDEC SS-20-A 9955291 | eDEC SS-20-B 9955292 | eDEC DI-135C-20-OP 9955238 | eDEC DI-135C-20-TR 9955240 | eDEC CU-SS-20-A 9955397 | eDEC CU-SS-20-B 9955399 |

* Only for installing position 2
Sólo para posición 2

- ~ SUP STEP: Aluminium profile for stairs. Lights up every step, increasing safety.
- ~ Mounting: Direct (screwed or stuck).
- ~ Standard length: 2000 mm. Custom sizes available.
- ~ Two installing positions:
 - ~ Step lighting.
 - ~ Step Lighting + signaling.
- ~ eDEC DI-135C-20: Frontal "Clic" insertion.

- ~ SUP STEP: Perfil de aluminio para instalar en escaleras. Ilumina cada escalón, para aumentar la seguridad.
- ~ Fijación: Directa: (atomillado o pegado).
- ~ Longitud estándar: 2000 mm. Para otras longitudes se pueden realizar cortes a medida.
- ~ Dos posibilidades de instalación:
 - ~ Iluminación del escalón
 - ~ Iluminación del escalón + señalización.
- ~ eDEC DI-135C-20: Inserción frontal "Clic".

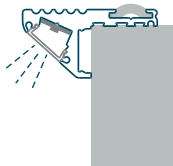
Packaging and weight p. 191 and www.elt.es/productos/packaging_EL.T.pdf

Embalaje y peso pág. 191 y www.elt.es/productos/embalaje_EL.T.pdf

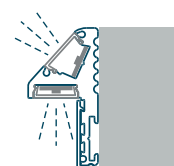
Accesorios / Accesorios

| | Model <i>Modelo</i> | Ref. No. | Units <i>Uds.</i> | Remarks <i>Observaciones</i> | | Model <i>Modelo</i> | Ref. No. | mm | Remarks <i>Observaciones</i> |
|--|------------------------|-----------------------------|----------------------|---|--|------------------------|-----------------------------|------|---|
| | eDEC TA-SS-B | 9955392 (Black / Negro) | 2 | Ending thickness increases the length of the profile <i>El espesor de la tapa final aumenta la longitud del perfil</i> | | eDEC AD-SS-20-B | 9955403 (Black / Negro) | 2000 | Only for installing position 1 <i>Sólo para la posición de instalación 1</i> |
| | eDEC TA-SS-S | 9955391 (Silver / Plata) | | | | eDEC AD-SS-20-W | 9955401 (White / Blanco) | | |

Installing position 1 / Posición de instalación 1



Installing position 2 / Posición de instalación 2

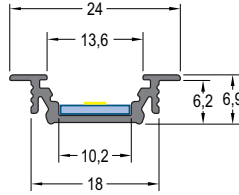


EMP Aluminium profile for LED strips Perfil de aluminio para tiras LED

-  Anodized
Anodizado
-  *Black Anodized
Negro Anodizado
-  *Pintado Blanco
White Painted
-  *On request
Bajo pedido












| | |
|--|-----------------------|
| For LED strips up to Para tiras LED hasta | 10 mm |
| Installation Instalación | Recessed Empotrado |



Blue rectangle shows the space for the LED strip
El rectángulo azul muestra el espacio para la tira de LED



| Profile / Perfil | | | Covers / Difusores | | | | | |
|---|---|---|---|---|---|--|---|---|
| Anodized Anodizado | Black anodized Negro Anodizado | White Painted Pintado Blanco | Opal Opal | Frosted Semitransparente | Transparent Transparente | Opal Opal | Frosted Semitransparente | 60° Lens Lentes 60° |
|  |  |  |  |  |  |  |  |  |
| Ref. No. | Ref. No. | Ref. No. | Ref. No. | Ref. No. | Ref. No. | Ref. No. | Ref. No. | Ref. No. |
| eDEC EM-20-A 9955315 | eDEC EM-20-B 9955316 | eDEC EM-20-W 9955317 | eDEC DI-135-20-OP 9955232 | eDEC DI-135-20-FR 9955234 | eDEC DI-135-20-TR 9955236 | eDEC DI-135C-20-OP 9955238 | eDEC DI-135C-20-TR 9955240 | eDEC DI-135L-20-TR 9955242 |

- ~ EMP: Standard aluminum profile with 18 mm section for recessed installation.
- ~ Fixing:
 - ~ With installation profile FIJ (see page 171).
 - ~ Direct (screwed or stuck).
 - ~ With optional accessories (see table below).
- ~ Standard length: 2000 mm. For other lengths we can make custom size.
- ~ eDEC DI-135-20: Lateral insertion.
- ~ eDEC DI-135C-20: Frontal "Clic" insertion.
- ~ eDEC DI-135L-20: 60° Lens Frontal "Clic" insertion.






- ~ EMP: Perfil de aluminio estandar con sección de 18 mm para empotrar.
- ~ Fijación:
 - ~ Con perfil de instalación FIJ (ver página 171).
 - ~ Directa (atornillado o pegado).
 - ~ Con accesorios opcionales (ver tabla inferior).
- ~ Longitud estándar: 2000 mm. Para otras longitudes se pueden realizar cortes a medida.
- ~ eDEC DI-135-20: Inserción lateral.
- ~ eDEC DI-135C-20: Inserción frontal "Clic".
- ~ eDEC DI-135L-20: Inserción frontal "Clic" con lente 60°.

Packaging and weight p. 191 and www.elt.es/productos/packaging_EL_T.pdf

Embalaje y peso pág. 191 y www.elt.es/productos/embalaje_EL_T.pdf



Accesorios / Accesorios

| | Model Modelo | Ref. No. | Units Uds. | Remarks Observaciones | | Model Modelo | Ref. No. | Units Uds. | Remarks Observaciones |
|--|-----------------|-----------------------------|---------------|---|---|-----------------|----------|---------------|---|
| Endings Tapas  | eDEC TA-EM-G | 9955320 (Grey / Gris) | 2 | Without hole / Sin agujero |  | eDEC PU-135 | 9955246 | 1 | Clic-mounting for surface or recessed installation. Screws including. Strengthen with eDEC PM-135-FL or eDEC PM-135-FI. Placa para montar y unir dos perfiles. Fijación mediante clic en instalación en superficie o empotrada. Tornillos incluidos. Reforzar con eDEC PM-135-FL o eDEC PM-135-FI. |
| | eDEC TA-EM-B | 9955321 (Black / Negro) | | Ending thickness increases the length of the profile El espesor de la tapa final aumenta la longitud del perfil | | | | | |
| | eDEC TA-EM-W | 9955322 (White / Blanco) | | | | | | | |
| | eDEC TA-EM-S | 9955323 (Silver / Plata) | | | | | | | |
| Flexible mounting plates Placas de montaje flexible  | eDEC PM-135-FL | 9955245 | 2 | Clic-mounting for surface or recessed installation. Easy uninstal. Screws including. Recommended 2-4 pcs/m. Fijación mediante clic en instalación en superficie o empotrada. Fácil desinstalación. Tornillos incluidos. Recomendado 2-4 uds/m. | Mounting plate with springs Placa de montaje con muelles  | eDEC PM-135-M | 9955247 | 1 | Mounting plate with springs Placa de montaje con muelles |
| Fixed mounting plates Placas de montaje fijas  | eDEC PM-135-FI | 9955244 | 2 | Clic-mounting for surface or recessed installation. Screws including. Recommended 2-4 pcs/m. Fijación mediante clic en instalación en superficie o empotrada. Tornillos incluidos. Recomendado 2-4 uds/m. | | | | | |



EMP PROF

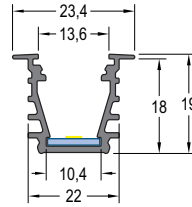
Aluminium profile for LED strips

Perfil de aluminio para tiras LED


EMP PROF



| | |
|---|------------------------------|
| For LED strips up to <i>Para tiras LED hasta</i> | 10 mm |
| Installation <i>Instalación</i> | Recessed <i>Empotrado</i> |



Blue rectangle shows the space for the LED strip
El rectángulo azul muestra el espacio para la tira de LED



□ Anodized
Anodizado

■ *Black Anodized
Negro Anodizado

□ *Painted Blanco
White Painted

*On request
Bajo pedido

| Profile / Perfil | | | Covers / Difusores | | | | | |
|------------------------------|--|--|------------------------------|------------------------------------|------------------------------------|-------------------------------|------------------------------------|-------------------------------|
| | | | | | | | | |
| Anodized <i>Anodizado</i> | Black anodized <i>Negro Anodizado</i> | White Painted <i>Pintado Blanco</i> | Opal <i>Opal</i> | Frosted <i>Semitransparente</i> | Transparent <i>Transparente</i> | Opal <i>Opal</i> | Transparent <i>Transparente</i> | 60° Lens <i>Lentes 60°</i> |
| | | | | | | | | |
| Ref. No. | Ref. No. | Ref. No. | Ref. No. | Ref. No. | Ref. No. | Ref. No. | Ref. No. | Ref. No. |
| eDEC EP-20-A 9955339 | eDEC EP-20-B 9955340 | eDEC EP-20-W 9955341 | eDEC DI-135-20-OP 9955232 | eDEC DI-135-20-FR 9955234 | eDEC DI-135-20-FR 9955236 | eDEC DI-135C-20-OP 9955238 | eDEC DI-135C-20-TR 9955240 | eDEC DI-135L-20-TR 9955242 |

- ~ EMP PROF: Aluminium profile with 18 mm depth for recessed installation. LEDs spots are not visible with white cover.
 - ~ Mounting: Stick the LED strip into the included aluminium heat sink plate and insert trough the profile.
 - ~ Fixing:
 - ~ With installation profile FIJ (see page 171).
 - ~ Direct (screwed or stuck).
 - ~ With optional accessories (see table below).
 - ~ Standard length: 2000 mm. For other lengths we can make custom size. Contact us.
 - ~ eDEC DI-135-20: Lateral insertion.
 - ~ eDEC DI-135C-20: Frontal "Clic" insertion.
 - ~ eDEC DI-135L-20: 60° Lens Frontal "Clic" insertion.
- Packaging and weight p. 191 and www.elt.es/productos/packaging_EL.T.pdf

- ~ EMP PROF: Perfil de aluminio con profundidad 18 mm para empotrar. Los puntos de los LED no se ven con el difusor blanco.
 - ~ Montaje: Pegar la tira LED en la placa disipadora de aluminio incluida e insertar por la ranura del perfil.
 - ~ Fijación:
 - ~ Con perfil de instalación FIJ (ver página 171).
 - ~ Directa (atornillado o pegado).
 - ~ Con accesorios opcionales (ver tabla inferior).
 - ~ Longitud estándar: 2000 mm. Para otras longitudes se pueden realizar cortes a medida.
 - ~ eDEC DI-135-20: Inserción lateral.
 - ~ eDEC DI-135C-20: Inserción frontal "Clic".
 - ~ eDEC DI-135L-20: Inserción frontal "Clic" con lente 60°.
- Embalaje y peso pág. 191 y www.elt.es/productos/embalaje_EL.T.pdf

Accesorios / Accesorios

| | Model <i>Modelo</i> | Ref. No. | Units <i>Uds.</i> | Remarks <i>Observaciones</i> |
|---|------------------------|-----------------------------|----------------------|--|
| Endings <i>Tapas</i> | eDEC TA-EP-G | 9955344 (Grey / Gris) | 2 | Without hole / Sin agujero |
| | eDEC TA-EP-B | 9955345 (Black / Negro) | | Ending thickness increases the length of the profile <i>El espesor de la tapa final aumenta la longitud del perfil</i> |
| | eDEC TA-EP-W | 9955346 (White / Blanco) | | |
| | eDEC TA-EP-S | 9955347 (Silver / Plata) | | |
| Flexible mounting plates <i>Placas de montaje flexible</i> | eDEC PM-135-FL | 9955245 | 2 | Clic-mounting for surface or recessed installation. Easy uninstal. Screws including. Recommended 2-4 pcs/m. <i>Fijación mediante clic en instalación en superficie o empotrada. Fácil desinstalación. Tornillos incluidos. Recomendado 2-4 uds/m.</i> |
| | eDEC PM-135-FI | 9955244 | 2 | Clic-mounting for surface or recessed installation. Screws including. Recommended 2-4 pcs/m. <i>Fijación mediante clic en instalación en superficie o empotrada. Tornillos incluidos. Recomendado 2-4 uds/m.</i> |
| Union plates <i>Placas de unión</i> | eDEC PU-135 | 9955246 | 1 | Clic-mounting for surface or recessed installation. Screws including. Strengthen with eDEC PM-135-FL or eDEC PM-135-FI. <i>Placa para montar y unir dos perfiles. Fijación mediante clic en instalación en superficie o empotrada. Tornillos incluidos. Reforzar con eDEC PM-135-FL o eDEC PM-135-FI.</i> |
| | eDEC PM-135-M | 9955247 | | Mounting plate with springs <i>Placa de montaje con muelles</i> |




RIN

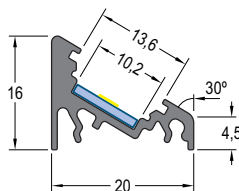
Aluminium profile for LED strips

Perfil de aluminio para tiras LED


RIN





















| | |
|---|----------------------------|
| For LED strips up to <i>Para tiras LED hasta</i> | 10 mm |
| Installation <i>Instalación</i> | Corners <i>Rincones</i> |



Blue rectangle shows the space for the LED strip
El rectángulo azul muestra el espacio para la tira de LED







-  Anodized
Anodizado
-  *Black Anodized
Negro Anodizado
-  *Painted Blanco
White Painted
- *On request*
Bajo pedido


| Profile / Perfil | | | Covers / Difusores | | | | | |
|---|---|---|---|---|---|---|---|---|
|  |  |  |  |  |  |  |  |  |
| Anodized <i>Anodizado</i> | Black anodized <i>Negro Anodizado</i> | White Painted <i>Pintado Blanco</i> | Opal <i>Opal</i> | Frosted <i>Semitransparente</i> | Transparent <i>Transparente</i> | Opal <i>Opal</i> | Transparent <i>Transparente</i> | 60° Lens <i>Lentes 60°</i> |
|  |  |  |  |  |  |  |  |  |
| Ref. No. | Ref. No. | Ref. No. | Ref. No. | Ref. No. | Ref. No. | Ref. No. | Ref. No. | Ref. No. |
| eDEC RI-20-A 9955359 | eDEC RI-20-B 9955360 | eDEC RI-20-W 9955361 | eDEC DI-135-20-OP 9955232 | eDEC DI-135-20-FR 9955234 | eDEC DI-135-20-FR 9955236 | eDEC DI-135C-20-OP 9955238 | eDEC DI-135C-20-TR 9955240 | eDEC DI-135L-20-TR 9955242 |

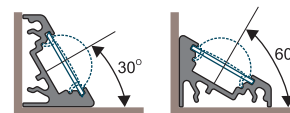
- ~ RIN: Standard aluminium profile with 16/20 mm section for corner installation. Light beam angle is 30°-60° depending on installation position.
 - ~ Fixing:
 - ~ With installation profile FIJ (see page 171).
 - ~ Direct (screwed or stuck).
 - ~ With optional accessories (see table below).
 - ~ Standard length: 2000 mm. For other lengths we can make custom size.
 - ~ eDEC DI-135-20: Lateral insertion.
 - ~ eDEC DI-135C-20: Frontal "Clic" insertion.
 - ~ eDEC DI-135L-20: 60° Lens Frontal "Clic" insertion.
- Packaging and weight p. 191 and www.elt.es/productos/packaging_EL_T.pdf

- ~ RIN: Perfil de aluminio estanda con sección de 16/20 mm para instalar en rincones. El haz de luz sale a 30°-60° según la posición de instalación.
 - ~ Fijación:
 - ~ Con perfil de instalación FIJ (ver página 171).
 - ~ Directa (atornillado o pegado).
 - ~ Con accesorios opcionales (ver tabla inferior).
 - ~ Longitud estándar: 2000 mm. Para otras longitudes se pueden realizar cortes a medida.
 - ~ eDEC DI-135-20: Inserción lateral.
 - ~ eDEC DI-135C: Inserción frontal "Clic".
 - ~ eDEC DI-135L-20: Inserción frontal "Clic" con lente 60°.
- Embalaje y peso pág. 191 y www.elt.es/productos/embalaje_EL_T.pdf

Accesorios / Accesorios

| | Model <i>Modelo</i> | Ref. No. | Units <i>Uds.</i> | Remarks <i>Observaciones</i> |
|---|------------------------|-----------------------------|----------------------|--|
|  | eDEC TA-RI-G | 9955364 (Grey / Gris) | 2 | Without hole / <i>Sin agujero</i> |
| | eDEC TA-RI-B | 9955365 (Black / Negro) | | Ending thickness increases the length of the profile <i>El espesor de la tapa final aumenta la longitud del perfil</i> |
| | eDEC TA-RI-W | 9955366 (White / Blanco) | |  |
| | eDEC TA-RI-S | 9955367 (Silver / Plata) | | |
|  | eDEC PM-135-FL | 9955245 | 2 | Clic-mounting for surface or recessed installation. Easy uninstal. Screws including. Recommended 2-4 pcs/m. <i>Fijación mediante clic en instalación en superficie o empotrada. Fácil desinstalación. Tornillos incluidos. Recomendado 2-4 uds/m.</i> |
|  | eDEC PM-135-FI | 9955244 | 2 | Clic-mounting for surface or recessed installation. Screws including. Recommended 2-4 pcs/m. <i>Fijación mediante clic en instalación en superficie o empotrada. Tornillos incluidos. Recomendado 2-4 uds/m.</i> |

| | Model <i>Modelo</i> | Ref. No. | Units <i>Uds.</i> | Remarks <i>Observaciones</i> |
|---|------------------------|----------|----------------------|--|
|  | eDEC PU-135 | 9955246 | 1 | Clic-mounting for surface or recessed installation. Screws including. Strengthen with eDEC PM-135-FL or eDEC PM-135-FI. <i>Placa para montar y unir dos perfiles. Fijación mediante clic en instalación en superficie o empotrada. Tornillos incluidos. Reforzar con eDEC PM-135-FL o eDEC PM-135-FI.</i> |
| | eDEC PM-135-M | 9955247 | | Mounting plate with springs <i>Placa de montaje con muelles</i> |




RIN 45

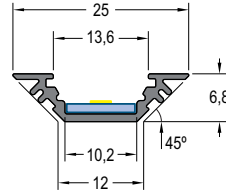
Aluminium profile for LED strips

Perfil de aluminio para tiras LED

-  Anodized
Anodizado
-  *Black Anodized
Negro Anodizado
-  *Pintado Blanco
White Painted
-  *On request
Bajo pedido


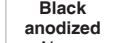
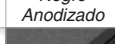
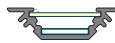
















| | |
|--|---------------------|
| For LED strips up to Para tiras LED hasta | 10 mm |
| Installation Instalación | Corners Rincones |



Blue rectangle shows the space for the LED strip
El rectángulo azul muestra el espacio para la tira de LED



| Profile / Perfil | | | Covers / Difusores | | | | | |
|---|---|---|---|---|---|---|---|---|
|  |  |  |  |  |  |  |  |  |
| Anodized Anodizado | Black anodized Negro Anodizado | White Painted Pintado Blanco | Opal Opal | Frosted Semitransparente | Transparent Transparente | Opal Opal | Transparent Transparente | 60° Lens Lentes 60° |
|  |  |  |  |  |  |  |  |  |
| Ref. No. | Ref. No. | Ref. No. | Ref. No. | Ref. No. | Ref. No. | Ref. No. | Ref. No. | Ref. No. |
| eDEC R45-20-A 9955379 | eDEC R45-20-B 9955380 | eDEC R45-20-W 9955381 | eDEC DI-135-20-OP 9955232 | eDEC DI-135-20-FR 9955234 | eDEC DI-135-20-TR 9955236 | eDEC DI-135C-20-OP 9955238 | eDEC DI-135C-20-TR 9955240 | eDEC DI-135L-20-TR 9955242 |

- ~ RIN 45: Aluminium profile for corner installation. Light beam angle is 45°.
- ~ Fixing:
 - ~ Direct (screwed or stuck).
- ~ Standard length: 2000 mm. For other lengths we can make custom size.
- ~ eDEC DI-135-20: Lateral insertion.
- ~ eDEC DI-135C-20: Frontal "Clic" insertion.
- ~ eDEC DI-135L-20: 60° Lens Frontal "Clic" insertion.


- ~ RIN 45: Perfil de aluminio para instalar en rincones. El haz de luz sale a 45°.
- ~ Fijación:
 - ~ Directa (atornillado o pegado).
- ~ Longitud estándar: 2000 mm. Para otras longitudes se pueden realizar cortes a medida.
- ~ eDEC DI-135-20: Inserción lateral.
- ~ eDEC DI-135C-20: Inserción frontal "Clic".
- ~ eDEC DI-135L-20: Inserción frontal "Clic" con lente 60°.

Packaging and weight p. 191 and www.elt.es/productos/packaging_EL_T.pdf

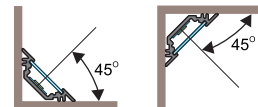

Embalaje y peso pág. 191 y www.elt.es/productos/embalaje_EL_T.pdf



Accesorios / Accesorios

| | Model Modelo | Ref. No. | Units Uds. | Remarks Observaciones |
|---|-----------------|-----------------------------|---------------|--|
|  | eDEC TA-R45-G | 9955384 (Grey / Gris) | 2 | Ending thickness increases the length of the profile El espesor de la tapa final aumenta la longitud del perfil |
| | eDEC TA-R45-B | 9955385 (Black / Negro) | | |
| | eDEC TA-R45-W | 9955386 (White / Blanco) | | |
| | eDEC TA-R45-S | 9955387 (Silver / Plata) | | |

Application / Aplicación




CIL

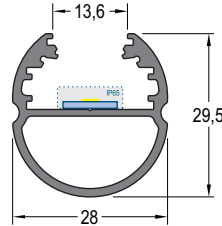
Aluminium profile for LED strips

Perfil de aluminio para tiras LED

Anodized
Anodizado



| | |
|---|---------------------------------------|
| For LED strips up to <i>Para tiras LED hasta</i> | 20 mm |
| Installation <i>Instalación</i> | Hanger bar <i>Barra de armario</i> |



Blue rectangle shows the space for the LED strip
El rectángulo azul muestra el espacio para la tira de LED



| Profile / Perfil | Covers / Difusores | | |
|------------------------------|-------------------------------|------------------------------------|-------------------------------|
| | | | |
| Anodized <i>Anodizado</i> | Opal <i>Opal</i> | Frosted <i>Semitransparente</i> | 60° Lens <i>Lentes 60°</i> |
| | | | |
| Ref. No. | Ref. No. | Ref. No. | Ref. No. |
| eDEC CI-20-A 9955427 | eDEC DI-135C-20-OP 9955238 | eDEC DI-135C-20-FR 9955240 | eDEC DI-135L-20-TR 9955242 |

- ~ CIL: Anodized aluminum profile designed to be used as light hanging bar in wardrobes and closets.
- ~ Fixing: With its mounting accessory.
- ~ Standard length: 2000 mm. Custom sizes available.
- ~ Covers:
 - ~ eDEC DI-135C-20: Frontal "Clic" insertion.
 - ~ eDEC DI-135L-20: 60° Lens Frontal "Clic" insertion.

- ~ CIL: Perfil de aluminio anodizado para ser usado como barra con luz para colgar perchas en armarios.
- ~ Fijación: Mediante accesorio de montaje.
- ~ Longitud estándar: 2000 mm. Para otras longitudes pueden hacerse cortes a medida.
- ~ Difusores:
 - ~ eDEC DI-135C-20: Difusor de inserción frontal tipo "Clic".
 - ~ eDEC DI-135L-20: Difusor de inserción frontal tipo "Clic" con lente de 60°.

Packaging and weight p. 191 and www.elt.es/productos/packaging_EL.T.pdf

Embalaje y peso pág. 191 y www.elt.es/productos/embalaje_EL.T.pdf



Accesorios / Accesorios

| | Model <i>Modelo</i> | Ref. No. | Units <i>Uds.</i> | Remarks <i>Observaciones</i> | | Model <i>Modelo</i> | Ref. No. | Units <i>Uds.</i> | Remarks <i>Observaciones</i> |
|--|------------------------|----------|----------------------|---|--|------------------------|----------|----------------------|---|
| | eDEC TA-CI-G | 9955428 | 2 | Without hole / Sin agujero Ending thickness increases the length of the profile <i>El espesor de la tapa final aumenta la longitud del perfil</i> | | eDEC SO-CI | 9955429 | 2 | Metallic ending to fix the profile to the wardrobe/closet wall <i>Soporte metálico para fijar el perfil a la pared del armario</i> |