


RIN MIDI

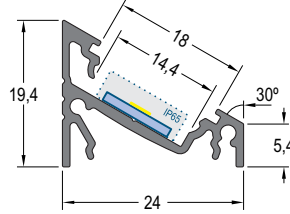
Aluminium profile for LED strips

Perfil de aluminio para tiras LED

-  Anodized
Anodizado
-  *Black Anodized
Negro Anodizado
-  *Pintado Blanco
White Painted
-  *On request
Bajo pedido



















For LED strips up to Para tiras LED hasta	14 mm
Installation Instalación	Corners Rincones
Can be used with VECTRA IP65 strips Compatible con tiras VECTRA IP65	



Blue rectangle shows the space for the LED strip
El rectángulo azul muestra el espacio para la tira de LED



Profile / Perfil			Covers / Difusores				
							
Anodized Anodizado	Black anodized Negro Anodizado	White Painted Pintado Blanco	Opal Opal	Frosted Semitransparente	Transparent Transparente	Opal Opal	Transparent Transparente
							
Ref. No.	Ref. No.	Ref. No.	Ref. No.	Ref. No.	Ref. No.	Ref. No.	Ref. No.
eDEC RD-20-A	eDEC RD-20-B	eDEC RD-20-W	eDEC DI-175-20-OP	eDEC DI-175-20-FR	eDEC DI-175-20-TR	eDEC DI-175C-20-OP	eDEC DI-175C-20-TR
9955349	9955350	9955351	9955211	9955213	9955215	9955217	9955219



- ~ RIN MIDI: Aluminium profile with 19,4/24 mm section for corner installation. Light beam angle is 30°-60° depending on installation position.
- ~ Fixing:
 - ~ Direct (screwed or stuck).
 - ~ With optional accessories (see table below).
- ~ Standard length: 2000 mm. For other lengths we can make custom size.
- ~ eDEC DI-175-20: Lateral insertion.
- ~ eDEC DI-175C: Frontal "Clic" insertion.


- ~ RIN MIDI: Perfil de aluminio con sección de 19,4/24 mm para instalar en rincones. El haz de luz sale a 30°-60° según la posición de instalación.
- ~ Fijación:
 - ~ Directa (atornillado o pegado).
 - ~ Con accesorios opcionales (ver tabla inferior).
- ~ Longitud estándar: 2000 mm. Para otras longitudes se pueden realizar cortes a medida.
- ~ eDEC DI-175-20: Inserción lateral.
- ~ eDEC DI-175C: Inserción frontal "Clic".

Packaging and weight p. 191 and www.elt.es/productos/packaging_EL.T.pdf

Embalaje y peso pág. 191 y www.elt.es/productos/embalaje_EL.T.pdf

Accessories / Accesorios

	Model Modelo	Ref. No.	Units Uds.	Remarks Observaciones
Endings Tapas 	eDEC TA-RD-G	9955354 (Grey / Gris)	2	Without hole / Sin agujero
	eDEC TA-RD-B	9955355 (Black / Negro)		Ending thickness increases the length of the profile El espesor de la tapa final aumenta la longitud del perfil
	eDEC TA-RD-W	9955356 (White / Blanco)		
	eDEC TA-RD-S	9955357 (Silver / Plata)		
Flexible mounting plates Placas de montaje flexible 	eDEC PM-175-FL	9955220	2	Clic-mounting for surface or recessed installation. Easy uninst. Screws including. Recommended 2-4 pcs/m. Fijación mediante clic en instalación en superficie o empotrada. Fácil desinstalación. Tornillos incluidos. Recomendado 2-4 uds/m.

	Model Modelo	Ref. No.	Units Uds.	Remarks Observaciones
Fixed mounting plates Placas de montaje fijas 	eDEC PM-175-FI	9955221	2	Clic-mounting for surface or recessed installation. Screws including. Recommended 2-4 pcs/m. Fijación mediante clic en instalación en superficie o empotrada. Tornillos incluidos. Recomendado 2-4 uds/m.

